

Meeting Minutes

Date: September 19, 2018

By: Jean Davids, Secretary Monticello Camera Club

Thank you to those of you who helped me with all the equipment again for the meeting. It is greatly appreciated!!

The meeting began shortly after 7:00 pm and was presided over by co-president Anthony Hall. The attendance was phenomenal with 20 members (1 of those is new) and 1 guest. Right now we have 28 members so you can see why I am impressed with the turnout.

The assignment was "End of Summer". Thank you to the 8 members who shared their great photos.

Jean discussed the Monticello Creative City Celebration that was held on Saturday, Aug 25th. Rick and Sherie Lockhart stepped up to help Jean Davids with the event. Overall, we had 2 people show any interest in the club. However, Jean asked Chris Lommel who was in the next booth if he would be willing to do another critique of photos for our club and he said yes. I asked the attendees at the meeting if they are interested and they are so I will arrange it for March/April when he said he would be available. Jean will email out the summary of the Creative Leadership Workshop and the event to the members of the club to view.

Jean Davids discussed the work of the agenda committee so far and what we have lined up for the rest of the year.

October 18

- Assignment: Edited images and explain what you did
- Topic: Gadget Show and Tell (Note: Anthony suggests that we let Jean know what/how many gadgets you will be bringing so we have an idea of how much time will be needed. It was requested that Anthony bring his Go Pro.

November 15

- Assignment: Halloween/Night images
- Topic: Best Vacation photos and include tips you have for taking them and whatever info is worth sharing. Let Jean know if you can/will participate. We encourage all to participate and share a few images and comments.

December 20

- Holiday meeting - informal & eat
- Assignment: Holiday images / Family Traditions (try out your Norman Rockwell photo skills)
- Topic: Taking photos of Holiday Lights
- Spouses/significant others are encouraged to attend. Plan on eating at the meeting. It's our way of saying Thank You to River City Extreme for allowing us meeting space.

Cindy Mendel reminded us that we were going to schedule Photographer of the month sessions. Jean asked for volunteers and the following said they would do it: Kevin Juliot, Anthony Hall and Rick Lockhart. Jean will schedule times for them to present.

Another question asked was regarding workshops and if there was a way to learn more about ones coming up that members might be interested in. Anthony mentioned that he is going to the Aurora 19 workshop. He mentioned that Mike Shaw, astro photographer, puts on the workshop. I found a link to his website for his 2018 workshops. (<http://mikeshawphotography.com/2018workshops/>) I assume this is the workshop that Anthony was referring to.


Aurora Summit 18, Two Day Conference, November 2 – 4, Two Harbors, Minnesota
200 Participants Maximum, *Registration Opens June, 2018*

The topic for this meeting was "Mobile Editing Apps" and was presented by Jeff LaVigne. He talked about the cost of Apps being so much cheaper on mobile devices while they are still quite powerful. While Jeff uses Apple


devices, many of these apps are available on other mobile platforms as well. You just need to look for them.

He started out by showing just how powerful the native iPad app is for editing photos.


*TouchRetouch" - Removes object/objects, wires, posts, blemishes etc. Use eraser or clone brush. A must have app, just magic. Cost is \$1.99 on iPad/iPhone. Showed how to use the clone brush and line removal tools and some simple but powerful edits to eliminate clutter in a photo.



*Snapseed" - a free app by Google will do almost all general editing, a must have app. Free app that is the go to for anyone doing editing on iPhone/iPad. Adjusted shadows and did vertical perspective correction using this app. Mentioned an app called Reflect that lets you create perfect reflections of images. He shared a photo he had done using that app as well.




Color* Splash" - changes photo to B&W with color subject/subjects, like a black and white photo with a bright colored flower or a women with a pretty colored dress.



AfterFocus" - will decrease the depth of field so the background of the photo is blurred to reduce background clutter. I use the simple method on the left choice on opening screen and it works great. He shared some example before/after photos using this app, too.



Superimpose" - Make double exposure and overlays, layers. Vague instructions and poor tutorials creates some difficulties making it work, but keep trying it does work very nice. Shared some of his work using this app, too.



iPhone Photography School has a good editing course. (iphonephotographyschool.com).

Thanks to Jeff for doing a great job on this presentation.

The meeting ended around 8:30 or so.